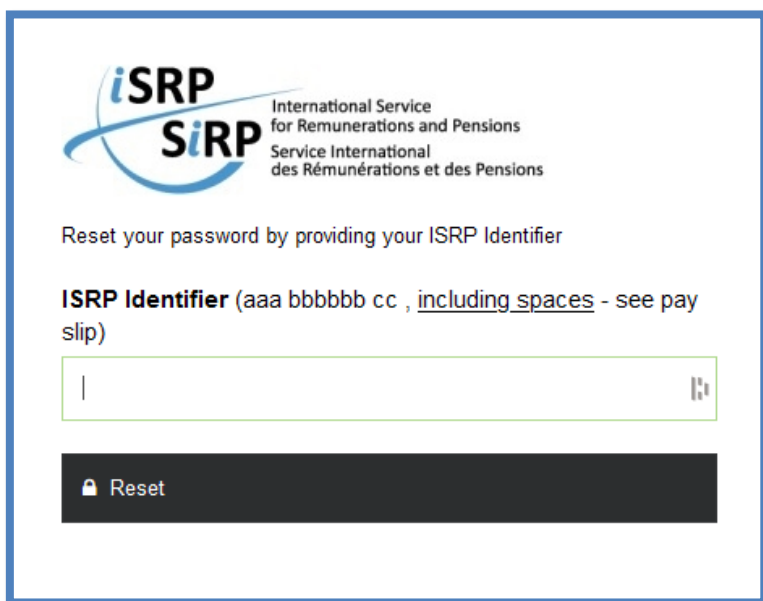


Dear Pensioner,

The ISRP has developed the digital safe “IPSI Kiosk” (ISRP Pensioners Situation Interface) to improve security when providing pensioners with documents.

In order to access the IPSI Kiosk you will first need to set up a new password<sup>1</sup>. Note that the IPSI Kiosk works best with the Firefox or Google Chrome browsers.

- Go to the following page: <https://www.ipsi-kiosk.org/resetting/ipsi/request>.



**iSRP**  
**SiRP** International Service  
for Remunerations and Pensions  
Service International  
des Rémunérations et des Pensions

Reset your password by providing your ISRP Identifier

**ISRP Identifier** (aaa bbbbbb cc , including spaces - see pay slip)

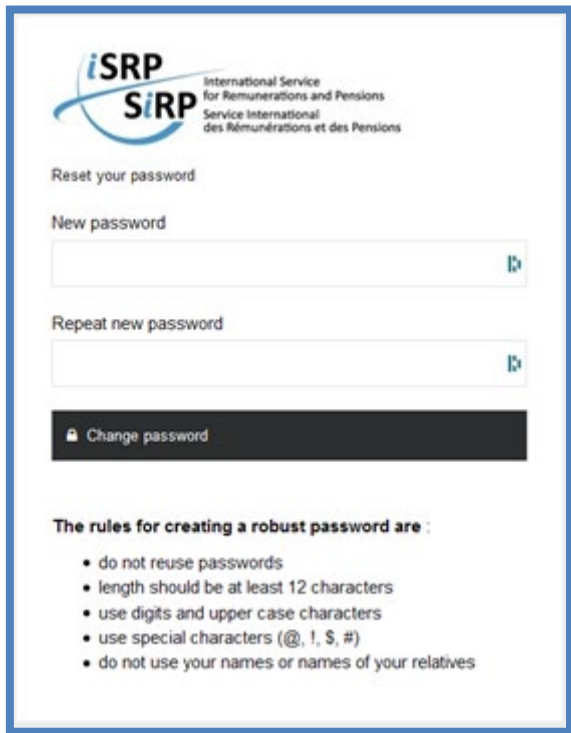
Reset

- Enter your full ISRP Identifier, including spaces, as indicated on your monthly pay slip (format: aaa bbbbbb cc).
- Click on “Reset”.
- You will see a message confirming that an email will be sent to the address associated with your account.

An email has been sent. It contains a link you must click to reset your password. This link is valid for 24 hours. Note: You can only request a new password once within 2 hours.  
If you don't get an email check your spam folder or try again.

The email contains a link that leads you to a form where you can set up a new password. If you do not receive an email, please check your spam folder.

<sup>1</sup> Passwords of users' accounts are encrypted and at no point are known by the ISRP staff.




**iSRP**  
**SiRP** International Service for Remunerations and Pensions  
Service International des Rémunérations et des Pensions

Reset your password

New password

Repeat new password

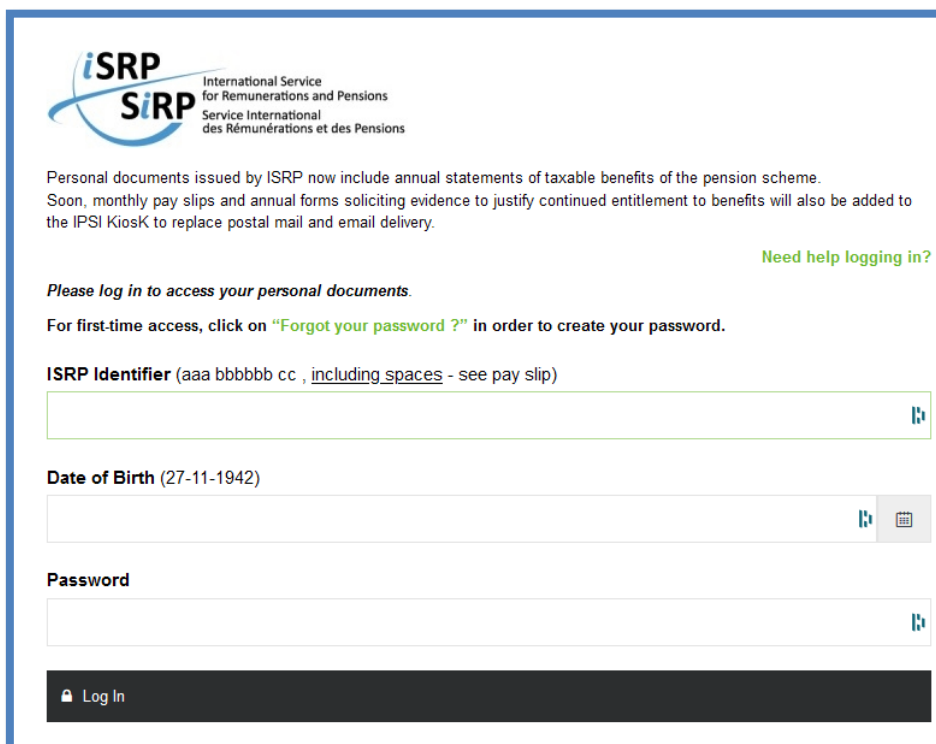
 Change password

**The rules for creating a robust password are :**

- do not reuse passwords
- length should be at least 12 characters
- use digits and upper case characters
- use special characters (@, !, \$, #)
- do not use your names or names of your relatives

Once your new password has been created, you will automatically be logged in to the IPSI Kiosk.

The next time you wish to access the IPSI Kiosk, you can go directly to the log-in form on this page:  
<https://www.ipsi-kiosk.org/login>.



**iSRP**  
**SiRP** International Service for Remunerations and Pensions  
Service International des Rémunérations et des Pensions

Personal documents issued by ISRP now include annual statements of taxable benefits of the pension scheme. Soon, monthly pay slips and annual forms soliciting evidence to justify continued entitlement to benefits will also be added to the IPSI Kiosk to replace postal mail and email delivery.

[Need help logging in?](#)


*Please log in to access your personal documents.*

For first-time access, click on **"Forgot your password ?"** in order to create your password.

**ISRP Identifier** (aaa bbbbbb cc , including spaces - see pay slip)

**Date of Birth** (27-11-1942)

**Password**

 Log In

- Enter your full ISRP Identifier including spaces, as indicated on your monthly pay slip (format: aaa bbbbbb cc).
- Enter your date of birth (format: dd-mm-yyyy).
- Enter your password.

Once logged in, you should be able to view your personal information online and download a PDF of your documents.

If you are asked to “submit and sign” an online honour declaration<sup>2</sup> or upload supporting documentation for your file, please follow the instructions provided in order to comply with requirements. Pensioners who sign their declarations online will receive an acknowledgement that the process has been completed.

Should you have any questions, please do not hesitate to contact us.

Kind regards,

**SIRP** - Service International des Rémunérations et des Pensions

**ISRP** - International Service for Remunerations and Pensions

c/o OCDE, 2 rue André Pascal, 75775 Paris Cedex 16

[www.sirp-isrp.org](http://www.sirp-isrp.org)

---

<sup>2</sup> The online declaration replaces the paper document previously used.